

## LED REPLACEMENT LAMPS - LOW VOLTAGE

### Wedge 1 LED - (OPSLWB2\*\*\*\*)

- 1x LED
- 0.5 watts
- 15 lumens (120°)
- Input: 12V DC
- Cool, warm white & blue



### Wedge 5 LED - (OPSLWB1\*\*\*\*)

- 5x 3 chip LEDs
- 0.6 watts
- 50 lumens (360°)
- Input: 12V DC
- Cool, warm white & blue



### Wedge 12 LED - (OPSLWB4\*\*\*\*)

- 12x 3 chip LEDs
- 2.0 watts
- lumens
- Input: 12V AC/DC
- Cool & warm white



∅30mm

### Wedge 16 LED - (OPSLWB3\*\*\*\*)

- 16x 3 chip LEDs
- 2.4 watts
- 220 lumens
- Input: 8-30V DC
- Cool & warm white



31 x 31mm

### Wedge 16 LED - (OPSLWB5\*\*\*\*)

- 18x 3 chip LEDs
- 3.0 watts
- 240 lumens
- Input: 11-30V AC/DC
- Cool & warm white



### Festoon 8 LED - 31mm (OPSLFESTOON4\*\*\*\*)

- 8x 3 chip LEDs
- 1.5 watt
- 80 lumens (360°)
- Input: 12V DC
- Cool & warm white



### Festoon 2 LED - 37mm (OPSLFESTOON1\*\*\*\*)

- 2 LEDs
- 0.5 watt
- 45 lumens (120°)
- Input: 12V DC
- Cool, warm white & blue



### Festoon 3 LED - 42mm (OPSLFESTOON2\*\*\*\*)

- 3x 3 chip LEDs
- 0.5 watt
- 30 lumens (120°)
- Input: 10-30V AC/DC
- Cool & warm white



### Festoon 3 LED - 42mm (OPSLFESTOON3\*\*\*\*)

- 3x 3 chip LEDs
- 0.5 watt
- 30 lumens (120°)
- Input: 12V DC
- Cool & Warm White



### BA9S 5 LED - (OPSLBA9S1\*\*\*\*)

- 5x 3 chip LEDs
- 0.6 watt
- 50 lumens (120°)
- Input: 12V DC
- Cool, warm white & blue



9mm

### BA15S/D 4 LED - (OPSLBA15S4\*\*\*\*)

- 4x 3 chip LEDs
- 0.6 watt
- 45 lumens (120°)
- Input: 12V AC/DC
- Cool & warm white



15mm

26mm H

### BA15S/D 4 LED - (OPSLBA15D4\*\*\*\*)

- 4x 3 chip LEDs
- 0.6 watt
- 45 lumens (120°)
- Input: 12V AC/DC
- Cool & warm white



15mm

26mm H

### BA15S 18 LED - (OPSLBA15S24\*\*\*\*)

- 18x 3 chip LEDs
- 3.0 watt
- 240 lumens (360°)
- Input: 10-30V AC/DC
- Cool & warm white



15mm

### BA15D 18 LED - (OPSLBA15D24\*\*\*\*)

- 18x 3 chip LEDs
- 3.0 watts
- 240 lumens (360°)
- Input: 10-30V AC/DC
- Cool & warm white



15mm

### BA15YD 18 LED - (OPSLBAY15D24\*\*\*\*)

- 18x 3 chip LEDs
- 3.0 watts
- 240 lumens (360°)
- Input: 10-30V AC/DC
- Cool & warm white



15mm

### MULTI 24 LED - (OPSL1156P-24\*\*\*\*)

- 24x 3 chip LEDs
- 3.0 watts
- 280 lumens
- Input: 12V DC
- Cool & warm white
- 31mm Festoon, BA9S & D/S Tape



30 x 45mm

### MULTI 12 LED - (OPSL1156P-12\*\*\*\*)

- 12x 3 chip LEDs
- 1.7 watts
- 140 lumens
- Input: 10-30V AC/DCDC
- Cool & warm white
- Compatible with adaptors



38 x 38mm

### MULTI 23 LED - (OPSL1156P-23\*\*\*\*)


- 23x 3 chip LEDs
- 3.0 watts
- 280 lumens
- Input: 10-30V AC/DC
- Cool & warm white
- Compatible with adaptors



57 x 57mm

### MULTI 30 LED - (OPSL1156P-30\*\*\*\*)

- 30x 3 chip LEDs
- 4.0 watts
- 300 lumens
- Input: 11-14V DC
- Cool & Warm White
- Bare wires only



60 x 100mm

### ADAPTORS

OPSL1156P-ADAPT1

OPSL1156P-ADAPT2

G4

BA15S

OPSL1156P-ADAPT3

OPSL1156P-ADAPT4

BA15D

BAY15D

### Power Input

DC only lamps, use DC driver.  
AC/DC lamps, use DC driver or iron core transformer, not electronic AC transformer. The output voltage of the iron core transformer must not exceed 12.5 VAC

## LED REPLACEMENT LAMPS - LOW VOLTAGE

### G4 1 LED - Side Entry (OPG4SMD10\*\*\*)

- 1 LED
- 0.4 watt
- 10 lumens (180°)
- Input: 12V AC/DC
- Cool, warm white & all colours

2 year warranty



23h x  
∅11mm

### G4 8 LED (OPG4SMD9\*\*\*)

- 8x 3 chip LEDs
- 1.0 watts
- 60 lumens
- Input: 10-25V AC/DC
- Cool & warm white



28 x  
13mm

### G4 9 LED (OPG4SMD7\*\*\*)

- 9x 3 chip LEDs
- 1.0 watts
- 90 lumens
- Input: 12V AC/DC
- Cool & warm white



25h x  
∅11mm

### G4 15 LED (OPG4SMD9A\*\*\*)

- 15x 1 chip LEDs
- 1.0 watt
- 50 lumens
- Input: 12V AC/DC
- Cool, warm white & all colours

2 year warranty



23h x  
∅13mm

### G4 18 LED (OPG4SMD6A\*\*\*)

- 18x 3 chip LEDs
- 3.0 watts
- 240 lumens
- Input: 10-30V AC/DC
- Cool, warm white & all colours



30h x  
∅15mm

### G4 27 LED - Side Entry (OPG4SMD13\*\*\*)

- 27x 3 chip LEDs
- 4.0 watts
- 330 lumens
- Input: 10-30V AC/DC
- Cool & warm white



28 x  
∅19mm

### G4 6 LED - Side Entry (OPG4SMD11\*\*\*)

- 3x 3 chip LEDs
- 0.4 watts
- 30 lumens (120°)
- Input: 12V AC/DC
- Cool, warm white & all colours

2 year warranty



23 x  
12mm

### G4 6 LED - Side Entry (OPG4SMD15\*\*\*)

- 6x 3 chip LEDs
- 1.2 watts
- 60 lumens (120°)
- Input: 11-15V AC/DC
- Cool & warm white



46x  
13mm

### G4 6 LED - Side Entry (OPG4SMD2\*\*\*)

- 6x 3 chip LEDs
- 1.2 watts
- 60 lumens (120°)
- Input: 12V AC/DC
- Cool, warm white & all colours

2 year warranty



∅25mm

### G4 6 LED - Side Entry (OPG4SMD2A\*\*\*)

- 6x 3 chip LEDs
- 1.2 watts
- 60 lumens (120°)
- Input: 11-30V AC/DC
- Cool, warm white & all colours

2 year warranty



∅25mm

### G4 9 LED - Side Entry (OPG4SMD5\*\*\*)

- 9x 3 chip LEDs
- 1.6 watts
- 100 lumens (120°)
- Input: 12V AC/DC
- Cool & warm white

2 year warranty



∅27mm

### G4 12 LED - Side Entry (OPG4SMD5A\*\*\*)

- 12x 3 chip LEDs
- 1.8 watts
- 130 lumens (120°)
- Input: 10-30V AC/DC
- Cool & warm white

2 year warranty




∅30mm

### G4 16 LED - Side Entry (OPG4SMD14\*\*\*)

- 16x 3 chip LEDs
- 3.5 watts
- 160 lumens (120°)
- Input: 8-36V AC/DC
- Cool & warm white

2 year warranty



31 x  
31mm

### G4 1.5W LED - Side Entry (OPG4SMD1\*\*\*)

- 1x 1.5W LED
- 1.5 watts
- 110 lumens (90°)
- Input: 9-30V AC/DC
- Cool & warm white

2 year warranty




∅28mm

### G4 12 LED - Side Entry (OPG4SMD12\*\*\*)

- 12x 3 chip LEDs
- 6 LEDs on each side
- 2.0 watts
- 220 lumens (120°)
- Input: 11-14V AC/DC
- Cool & warm white

2 year warranty



∅40mm

### G4 6 LED - Bottom Entry (OPG4SMD4B\*\*\*)

- 6x 3 chip LEDs
- 1.2 watts
- 60 lumens (120°)
- Input: 10-30V AC/DC
- Cool & warm white

2 year warranty



∅25mm

### G4 10 LED - Bottom Entry (OPG4SMD8\*\*\*)

- 10x 3 chip LEDs
- 1.7 watts
- 140 lumens (120°)
- Input: 12V AC/DC
- Cool & warm white

2 year warranty



∅32mm

### G4 12 LED - Bottom Entry (OPG4SMD8A\*\*\*)

- 12x 3 chip LEDs
- 1.8 watts
- 140 lumens (120°)
- Input: 10-30V AC/DC
- Cool & warm white

2 year warranty



∅30mm

### G4 6 LED RGB - Side Entry (OPG4RGB)

- 6x 3 chip LEDs
- Input: 12V AC/DC
- Auto colour changing
- Colours stay in sync

2 year warranty



∅30mm

**12 Month  
Conditional Warranty**  
except where indicated

Must be installed and operated  
as per instructions.

## LED REPLACEMENT LAMPS - LOW VOLTAGE

### MR11 6 LED (OPG4MR11B\*\*\*)

- 12x 1 chip LEDs
- 0.3 watts
- **Narrow Angle**
- Input: 12V AC/DC
- Cool & warm white



### MR11 6 LED (OPG4MR11\*\*\*)

- 6x 3 chip LEDs
- 1.1 watts
- **60 lumens (120°)**
- Input: 11-30V AC/DC
- Cool, warm white & all colours



GLASS COVER

### MR11 12 LED (OPG4MR11/12\*\*\*)

- 12x 3 chip LEDs
- 1.3 watt
- **120 lumens (120°)**
- Input: 12V AC/DC
- Cool & warm white



### MR11 1.5W LED (OPG4MR11A\*\*\*)

- 1.5W LED
- 1.6 watts
- **100 lumens (120°)**
- Input: 12V AC/DC
- Cool & warm white



**\*DIMMABLE**

- Only dimmable with:
- Iron core transformer
  - Clipsal Universal Dimmer

### MR16 20 LED (OPG4MR16B\*\*\*)

- 20x 1 chip LEDs
- 0.8 watts
- **Narrow Angle**
- Input: 12V AC/DC
- Cool, Warm White & All Colours



GLASS COVER

### MR16 12 LED (OPG4MR16\*\*\*)

- 12x 3 chip LEDs
- 1.5 watts
- **120 lumens (120°)**
- Input: 12V AC/DC
- Cool & Warm White



### MR16 18 LED (OPG4MR16A\*\*\*)

- 18x 3 chip LEDs
- 2.6 watts
- **180 lumens (120°)**
- Input: 10-30V AC/DC
- Cool, Warm White & All Colours



### MR16 21 LED (OPG4MR16C\*\*\*)

- 21x 3 chip LEDs
- 2.8 watts
- **220 lumens (120°)**
- Input: 10-30V AC/DC
- Cool & warm white



### MR16 3.5W LED (OPR2MR16\*\*\*)

- 1x 3.5W LED
- 3.5 watts
- **150 lumens (30° & 60°)**
- Input: 12-18V AC/DC
- Cool & warm white



### MR16 5W LED (OPHGSCL\*\*\*)

- 1x 5W LED
- 5.0 watts
- **200 lumens (30° & 60°)**
- Input: 10-17V AC/DC
- Cool, warm white & all colours



### MR16 5W LED (OPBOMR16\*\*\*)

- 1x 5W LED
- 5.0 watts
- **280 lumens (15, 40 & 60°)**
- Input: 10-17V AC/DC
- Cool & warm white



### MR16 18 LED RGB (OPG4MR16ARGB)

- 18x 3 chip LEDs
- 3.0 watts
- **250 lumens (120°)**
- Input: 12V AC/DC
- Will operate in sync if operated on AC voltage



### MR16 3W LED 'CR' (OPCRMR163)

- 14x 3 chip LEDs
- 3.0 watts
- **240 lumens (60°)**
- Input: 12V AC/DC
- Cool, natural & warm white



**\*DIMMABLE**

### MR16 5W LED RGB (OPHGMCL\*\*\*)

- 1x 5W LED
- 5.0 watts
- **200 lumens (30° & 60°)**
- Input: 10-17V AC/DC
- **Auto Colour Changing**



### MR16 6W LED 'R4' (OPR4MR16\*\*\*)

- 1x 6W LED
- 6.0 watts
- **330 lumens (30,40, 45, 50 & 85°)**
- Input: 12-18V AC/DC
- Cool & warm white



**\*DIMMABLE**

### MR16 5W LED 'CR' (OPCRMR165)

- 22x 3 chip LEDs
- 5.0 watts
- **400 lumens (60°)**
- Input: 12V AC/DC
- Cool, natural & warm white



**\*DIMMABLE**

### E14 18 LED (OPSLE14\*\*\*)

- 18x 3 chip LEDs
- 3.0 watts
- **240 lumens (300°)**
- Input: 10-30V AC/DC
- Cool & Warm White



2 year warranty

### E27 45 LED (OPSLE27\*\*\*)

- 45x 1 chip LEDs
- 3.0 watts
- **360 lumens (300°)**
- Input: 10-30V AC/DC
- Cool & Warm White



2 year warranty

Ø50mm

### SURFACE MOUNT LED (OPPK36\*\*\*)

- 36x 1 chip LEDs
- 2.7 watts
- **220 lumens (60°)**
- Input: 12V DC
- Cool & Warm White



10 x Ø70mm

## LED REPLACEMENT LAMPS - MAINS VOLTAGE

### GU10 18 LED (OPG4GU10C\*\*\*)

- 18x 1 chip LEDs
- 1.5 watts
- 50 lumens (30°)
- Input: 240V AC
- Cool, warm white & all colours

GLASS COVER



### GU10 9 LED (OPG4GU10B\*\*\*)

- 9x 3 chip LEDs
- 1.8 watts
- 90 lumens (120°)
- Input: 240V AC
- Cool & warm white

GLASS COVER



### GU10 12 LED (OPG4GU10\*\*\*)

- 12x 3 chip LEDs
- 2.4 watts
- 120 lumens (120°)
- Input: 240V AC
- Cool & warm white

2 year warranty



### GU10 18 LED (OPG4GU10A\*\*\*)

- 18x 3 chip LEDs
- 2.6 watts
- 180 lumens (120°)
- Input: 240V AC
- Cool, warm white & all colours

2 year warranty



### GU10 21 LED (OPG4GU10D\*\*\*)

- 21x 3 chip LEDs
- 2.8 watts
- 220 lumens (120°)
- Input: 240V AC
- Cool & warm white

2 year warranty



### GU10 5W LED (OPHGGU10\*\*\*)

- 1x 5W LED
- 5.0 watts
- 200 lumens (30° & 60°)
- Input: 240V AC
- Cool, warm white & blue, green, red



### GU10 3W LED 'CR' (OPR4GU103\*\*\*)

- 14x 3 chip LEDs
- 3.0 watts
- 240 lumens (60°)
- Input: 240V AC
- Cool, natural & warm white



### GU10 6W LED 'R4' (OPR4GU10\*\*\*)

- 1x 6W LED
- 6.0 watts
- 330 lumens (30,40, 45 & 50°)
- Input: 240V AC
- Cool & warm white



### GU10 5W LED 'CR' (OPCRGU105\*\*\*)

- 22x 3 chip LEDs
- 5.0 watts
- 400 lumens (60°)
- Input: 240V AC
- Cool, natural & warm white



### GU10 18 LED RGB (OPG4GU10CRGB)

- 18x 1 chip LEDs
- 2.0 watts
- Narrow Angle
- Input: 240V AC
- Auto Colour Changing
- Colours stay in sync

2 year warranty



GLASS COVER

### GU10 18 LED RGB (OPG4GU10ARGB)

- 18x 3 chip LEDs
- 3.0 watts
- 250 lumens (120°)
- Input: 240V AC
- Auto Colour Changing
- Colours stay in sync

2 year warranty



### GU10 5W LED RGB (OPHGGU10RGB\*)

- 1x 5W LED
- 5.0 watts
- 200 lumens (30° & 60°)
- Input: 240V AC
- Auto Colour Changing



### E14 18 LED (OPG4E14B\*\*\*)

- 18x 3 chip LEDs
- 2.6 watts
- 180 lumens (120°)
- Input: 240V AC
- Cool & warm white

2 year warranty



### E14 24 LED (OPLSN\*\*\*)

- 3W LED
- 3.0 watts
- 150 lumens (300°)
- Input: 240V AC
- Cool & warm white



### E14 24 LED (OPLSJ6\*\*\*)

- 24x 3 chip LEDs
- 6.0 watts
- 360 lumens (300°)
- Input: 240V AC
- Cool & warm white

Clear lens available



### B15 24 LED (OPLSK6\*\*\*)

- 24x 3 chip LEDs
- 6.0 watts
- 360 lumens (300°)
- Input: 240V AC
- Cool & warm white

Clear lens available



### G9 21 LED (OPG9\*\*\*)

- 21x 3 chip LEDs
- 5.0 watts
- 300 lumens (360°)
- Input voltage: 240V AC
- Cool & warm white



### G9 27 LED (OPG9A\*\*\*)

- 27x 3 chip LEDs
- 7.0 watts
- 380 lumens (360°)
- Input voltage: 240V AC
- Cool & warm white

GLASS COVER



### GX53 20 LED (OPGX53\*\*\*)

- 20x 3 chip LEDs
- 3.0 watts
- 230 lumens (120°)
- Input voltage: 240V AC
- Cool & warm white



## LED REPLACEMENT LAMPS - MAINS VOLTAGE

### E27 18 LED - Short Body (OPG4E27\*\*\*)

- 18x 3 chip LEDs
- 2.6 watts
- 180 lumens (120°)
- Input: 240V AC
- Cool, warm white & colours

2 year warranty



### E27 18 LED - Long Body (OPG4E27B\*\*\*\*)

- 18x 3 chip LEDs
- 2.6 watts
- 180 lumens (120°)
- Input: 240V AC
- Cool, warm white & colours

2 year warranty



### E27 21 LED - Short Body (OPG4E27A\*\*\*)

- 21x 3 chip LEDs
- 2.8 watts
- 210 lumens (120°)
- Input: 240V AC
- Cool & warm white

2 year warranty



### E27 21 LED - Long Body (OPG4E27C\*\*\*\*)

- 21x 3 chip LEDs
- 2.8 watts
- 210 lumens (120°)
- Input: 240V AC
- Cool & warm white

2 year warranty



### E27 5W LED (OPHGE27\*\*\*\*)

- 1x 5W LED
- 5.0 watts
- 200 lumens (30° & 60°)
- Input: 240V AC
- Cool & warm white



### E27 6W LED (OPR4E27\*\*\*\*)

- 1x 6W LED
- 6.0 watts
- 330 lumens (30, 40, 45 & 50°)
- Input: 240V AC
- Cool & warm white



### E27 24 LED (OPLSE6\*\*\*\*)

- 24x 3 chip LEDs
- 6.0 watts
- 360 lumens (300°)
- Input: 240V AC
- Cool & warm white

Clear lens available



### E27 6W LED (OPQB6E27\*\*\*\*)

- 6W LED
- 6.0 watts
- 550 lumens (300°)
- Input: 240V AC
- Cool & warm white

5 year warranty



=60W

### E27 7W LED (OPQB7E27\*\*\*\*)

- 7W LED
- 7.0 watts
- 750 lumens (300°)
- Input: 240V AC
- Cool & warm white

5 year warranty



=70W

### E27 9W LED (OPQB9E27\*\*\*\*)

- 9W LED
- 9.0 watts
- 930 lumens (300°)
- Input: 240V AC
- Cool & warm white

5 year warranty



=90W

### E27 5W LED RGB (OPHGE27RGB\*)

- 1x 5W LED
- 5.0 watts
- 200 lumens (30° & 60°)
- Input: 240V AC
- Auto Colour Changing



### B22 21 LED (OPG4B22A\*\*\*\*)

- 21x 3 chip LEDs
- 2.8 watts
- 210 lumens (120°)
- Input: 240V AC
- Cool, warm white & colours



### B22 24 LED (OPLSF60PAQ\*\*\*\*)

- 24x 3 chip LEDs
- 6.0 watts
- 360 lumens (300°)
- Input: 240V AC
- Cool & warm white

Clear lens available



### B22 6W LED (OPQB6B22\*\*\*\*)

- 6W LED
- 6.0 watts
- 550 lumens (300°)
- Input: 240V AC
- Cool & warm white

5 year warranty



=60W

### B22 7W LED (OPQB7B22\*\*\*\*)

- 7W LED
- 7.0 watts
- 750 lumens (300°)
- Input: 240V AC
- Cool & warm white

5 year warranty



=70W

### B22 9W LED (OPQB9B22\*\*\*\*)

- 9W LED
- 9.0 watts
- 930 lumens (300°)
- Input: 240V AC
- Cool & warm white

5 year warranty



=90W

### B22 ADAPTOR (OPE27/B22ADAPTOR)

- Edison screw (E27) to Bayonet (B22)



## LED REPLACEMENT LAMPS - MAINS VOLTAGE

### Ceiling Light 5W LED (OPSLD5\*\*\*)

- 5.0 watts
- 450 lumens (130°)
- Input: 240V AC
- Cool & warm white
- Gimbale
- Ø85mm, 65mm H

2 year warranty



### Ceiling Light 6W LED (OPSLD6\*\*\*)

- 6.0 watts
- 540 lumens (130°)
- Input: 240V AC
- Cool & warm white
- Gimbale
- Ø85mm, 65mm H

2 year warranty



### Ceiling Light 7W LED (OPSLD7\*\*\*)

- 7.0 watts
- 630 lumens (130°)
- Input: 240V AC
- Cool, natural & warm white
- Gimbale
- Ø85mm, 65mm H

2 year warranty



### Ceiling Light 10W LED (OPSLD10\*\*\*)

- 10.0 watts
- 900 lumens (130°)
- Input: 240V AC
- Cool, natural & warm white
- Fixed
- Ø105mm, 70mm H

2 year warranty



### Ceiling Light 10W LED (OPSLD10G\*\*\*)

- 10.0 watts
- 900 lumens (130°)
- Input: 240V AC
- Cool, natural & warm white
- Gimbale
- Ø105mm, 70mm H

2 year warranty



### Ceiling Light 9W LED (OPEUEDL4159W\*\*\*)

- 9.0 watts
- 450 lumens (40°, 60° & 80°)
- Input: 240V AC
- Cool & warm white
- Gimbale
- Ø90mm cutout



### Ceiling Light 9W LED (OPSL4009-1\*\*\*)

- 9.0 watts
- 380 lumens (45°)
- Input: 240V AC
- Cool & warm white
- Gimbale
- Ø65mm cutout



### Ceiling Light 12W LED (OPSL4022-1\*\*\*)

- 12.0 watts
- 490 lumens (45°)
- Input: 240V AC
- Cool & warm white
- Gimbale
- Ø65mm cutout



### Ceiling Light 15W LED (OPCT4505S\*\*\*)

- 5x 3W LEDs
- 1130 lumens (30° & 120°)
- Input: 240V AC
- Cool & warm white
- Gimbale
- Ø91mm, 91mm H



### Ceiling Light 10W LED (OPHGCS101\*\*\*)

- 10.0 watts
- 600 lumens (130°)
- Input: 240V AC
- Cool & warm white
- Ø180mm, 85mm H

2 year warranty



### Ceiling Light 20W LED (OPHGCS201\*\*\*)

- 20.0 watts
- 1,550 lumens (130°)
- Input: 240V AC
- Cool & warm white
- Ø230mm, 85mm H

2 year warranty



### Ceiling Light 30W LED (OPHGCS301\*\*\*)

- 30.0 watts
- 2,600 lumens (130°)
- Input: 240V AC
- Cool & warm white
- Ø195mm, 110mm H

2 year warranty



### Fluoro Tube 2ft (OPT8ASL06\*\*\*)

- 8.0 watts
- 650 lumens (120°)
- Input: 240V AC
- Cool & natural white

2 year warranty



### Fluoro Tube 3ft (OPT8ASL09\*\*\*)

- 12.0 watts
- 1,255 lumens (120°)
- Input: 240V AC
- Cool & natural white

2 year warranty



### Fluoro Tube 4ft (OPT8ASL12\*\*\*)

- 18.0 watts
- 1,950 lumens (120°)
- Input: 240V AC
- Cool & natural white

2 year warranty



### iPanel 10W LED (OPSLHP300X300\*\*\*)

- 10.0 watts
- 770 lumens (120°)
- Input: 240V AC
- Cool, natural & warm white
- 300 x 300mm



### iPanel 21W LED (OPSLHP600X300\*\*\*)

- 21.0 watts
- 1,680 lumens (120°)
- Input: 240V AC
- Cool, natural & warm white
- 600 x 300mm



### iPanel 42W LED (OPSLHP600X600\*\*\*)

- 42.0 watts
- 3,360 lumens (120°)
- Input: 240V AC
- Cool, natural & warm white
- 600 x 600mm



### iPanel 45W LED (OPSLHP1200X300\*\*\*)

- 45.0 watts
- 3,380 lumens (120°)
- Input: 240V AC
- Cool, natural & warm white
- 1200 x 300mm



### Shop Light 20W LED

- 20.0 watts
- 1,450 lumens
- Input: 240V AC
- Cool, natural & warm white
- 241mmL x 154mmW



## LED REPLACEMENT LAMPS - MAINS VOLTAGE

### Hi Bay 60W LED (OPSLCT6504\*\*\*)

- 60.0 watts
- 4,400 lumens
- 40, 90 & 120°
- Input: 240V AC
- Ø500mm, 441mm H

2 year warranty



### Hi Bay 80W LED (OPSLCT6506\*\*\*)

- 80.0 watts
- 5,800 lumens
- 40, 90 & 120°
- Input: 240V AC
- Ø500mm, 441mm H

2 year warranty



### Hi Bay 100W LED (OPSLCT6508\*\*\*)

- 100.0 watts
- 7,200 lumens
- 40, 90 & 120°
- Input: 240V AC
- Ø500mm, 466mm H

2 year warranty



### Hi Bay 120W LED (OPSLCT6509\*\*\*)

- 120.0 watts
- 8,700 lumens
- 40, 90 & 120°
- Input: 240V AC
- Ø500mm, 517mm H

2 year warranty



### Hi Bay 150W LED (OPSLCT6510\*\*\*)

- 150.0 watts
- 10,300 lumens
- 60 & 110°
- Input: 240V AC

2 year warranty



### Hi Bay 200W LED (OPSLCT6511\*\*\*)

- 200.0 watts
- 13,500 lumens
- 60 & 110°
- Input: 240V AC

2 year warranty



### Hi Bay Acrylic Lens

- Prismatic Lens
- Suits all size Hi Bays



### Flood Light 12W LED (OPSL5002/12\*\*\*)

- 12.0 watts
- 900 lumens (40° & 80°)
- Input: 240V AC
- Diecast alloy housing (IP65)



### Flood Light 20W LED (OPSL2001/20/40)

- 20.0 watts
- 1,500 lumens (40°)
- Input: 240V AC
- Diecast alloy housing (IP65)



### Flood Light 26W LED (OPSL2018/26\*\*\*)

- 26.0 watts
- 2,000 lumens (40° & 80°)
- Input: 240V AC
- Diecast alloy housing (IP65)



### Flood Light 10W LED (OPSLCT6101\*\*\*)

- 10.0 watts
- 730 lumens (140°)
- Input: 240V AC
- Solid diecast aluminium housing (IP65)
- Cool, warm white & all colours

2 year warranty



### Flood Light 15W LED (OPSLCT61192\*\*\*)

- 15.0 watts
- 1,200 lumens (90°)
- Input: 240V AC
- Solid diecast aluminium housing (IP65)
- Cool, natural white & all colours

2 year warranty



### Flood Light 30W LED (OPSLCT6103\*\*\*)

- 30.0 watts
- 2,160 lumens (60° & 140°)
- Input: 240V AC
- Solid diecast aluminium housing (IP65)
- Cool, warm white & all colours

2 year warranty



### Flood Light 50W LED (OPSLCT6105\*\*\*)

- 50.0 watts
- 3,540 lumens (60° & 140°)
- Input: 240V AC
- Solid diecast aluminium housing (IP65)
- Cool, warm white & all colours

2 year warranty



### Flood Light 80W LED (OPSLCT6108\*\*\*)

- 80.0 watts
- 5,450 lumens (140°)
- Input: 240V AC
- Solid diecast aluminium housing (IP65)
- Cool, warm white & all colours

2 year warranty



### Flood Light 100W LED (OPSLCT61165\*\*\*)

- 100.0 watts
- 8,000 lumens (90°)
- Input: 240V AC
- Solid diecast aluminium housing (IP65)
- Cool, warm white & all colours

2 year warranty



### Flood Light 100W LED (OPSLCT6110\*\*)

- 100.0 watts
- 6,850 lumens (140°)
- Input: 240V AC
- Solid diecast aluminium housing (IP65)
- Cool, warm white & all colours

2 year warranty



### Flood Light 150W LED (OPSLCT6112\*\*)

- 150.0 watts
- 9,800 lumens (140°)
- Input: 240V AC
- Solid diecast aluminium housing (IP65)
- Cool, warm white & all colours

2 year warranty



### Flood Light 200W LED (OPSLCT6114\*\*)

- 200.0 watts
- 13,500 lumens (140°)
- Input: 240V AC
- Solid diecast aluminium housing (IP65)
- Cool, warm white & all colours

2 year warranty

